

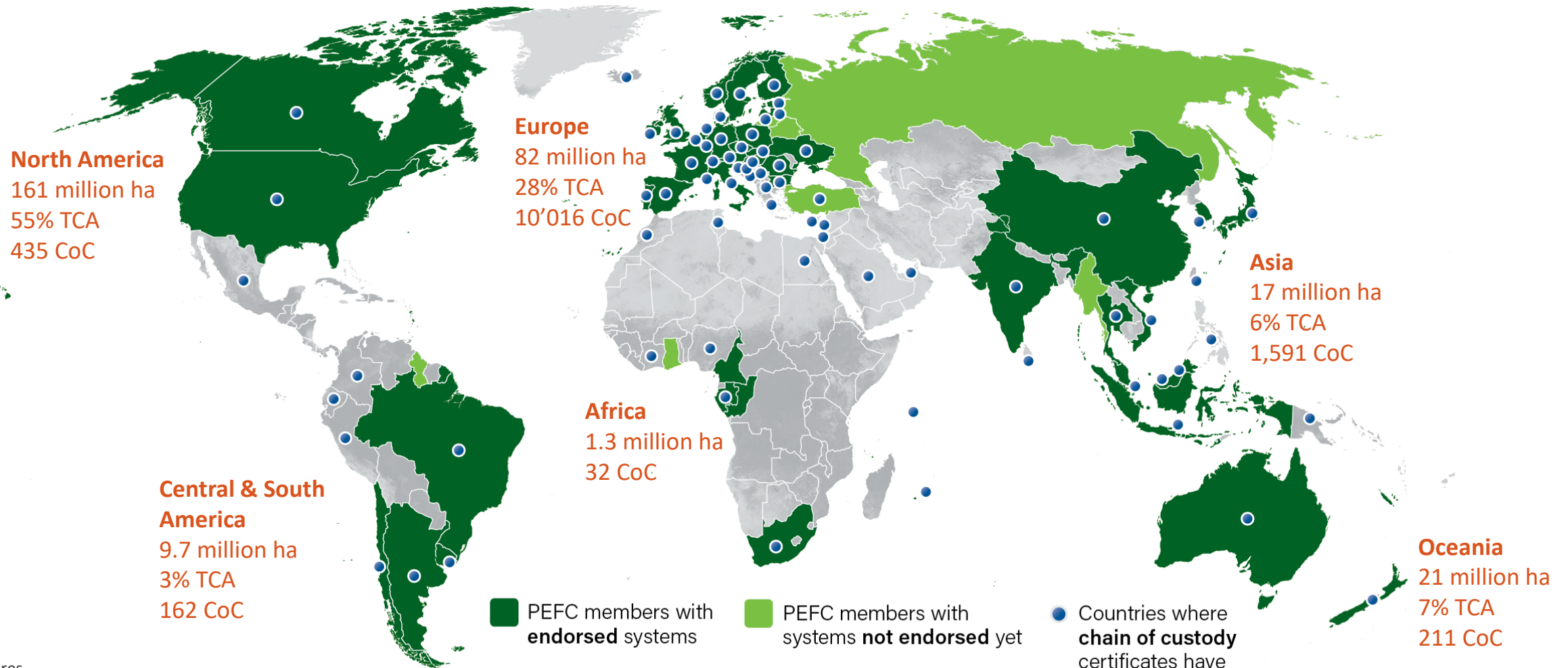


PEFC Global Statistics

Data: March 2023

Members, endorsed systems, distribution of certificates

Data:
March 2023



* ha - hectares
CoC - Chain of Custody certificates
TCA - % of total PEFC certified area

International stakeholder members

Data:
March 2023

- APP Timber
- Arauco
- Asia Pacific Resources International Holdings Ltd. (APRIL)
- Association Technique Internationale des Bois Tropicaux (ATIBT)
- Bioenergy Europe
- Building and Wood Worker's International (BWI)
- Confederation of European Forest Owners (CEPF)
- Confederation of European Paper Industries (CEPI)
- Connecting Natural Values and People (CNVP)
- Double A
- European Confederation of Agricultural, Rural and Forestry Contractors (CEETTAR)
- European Panel Federation (EPF)
- European Pulp Industry Sector Association AISBL (EPIS)
- European Timber Trade Federation (ETTF)
- European Tissue Symposium (ETS)
- International Council of Forest and Paper Associations (ICFPA)
- International Family Forestry Alliance (IFFA)
- International Paper
- Metsä Group
- Mondi
- Olam International
- Purinusa Ekapersada (APP)
- RECOFTC
- Sappi
- Smurfit Kappa
- Stora Enso
- Suzano Pulp and Paper
- Union of Silviculturists of Southern Europe (USSE)
- UPM Kymmene Corporation
- WestRock
- Weyerhaeuser Company

Certified forest area



Certified forest area by country

Data:
March 2023

Country	Certified area (ha)		
Argentina	358'923	Gabon	891'651
Australia	20'423'735	Germany	8'768'546
Austria	3'405'757	India	450'408
Belgium	306'565	Indonesia	4'202'749
Brazil	4'706'347	Ireland	465'673
Canada (CSA)	11'733'237	Italy	950'875
Canada (SFI)	114'949'024	Japan	2'205'947
Chile	1'839'492	Korea, Republic of	699'554
China	3'546'682	Latvia	1'760'055
Czech Republic	1'818'762	Luxembourg	38'559
Denmark	334'249	Malaysia	5'812'342
Estonia	1'693'005	Netherlands	3'248
Finland	18'985'343	New Zealand	635'586
France	5'675'296	Norway	7'351'500
French Guiana	2'425'034	Poland	7'224'599
		Portugal	315'427
		Romania	48'864
		Slovak Republic	1'199'891
		Slovenia	295'000
		South Africa	396'839
		Spain	2'688'194
		Sweden	16'522'111
		Switzerland	222'551
		Thailand	2'581
		Ukraine	120'871
		United Kingdom	1'594'442
		USA (ATFS)	6'736'408
		USA (SFI)	27'935'348
		Uruguay	335'190
		Vietnam	138'898
		Total	292'215'358

Certified forest area by region

Data:
March 2023

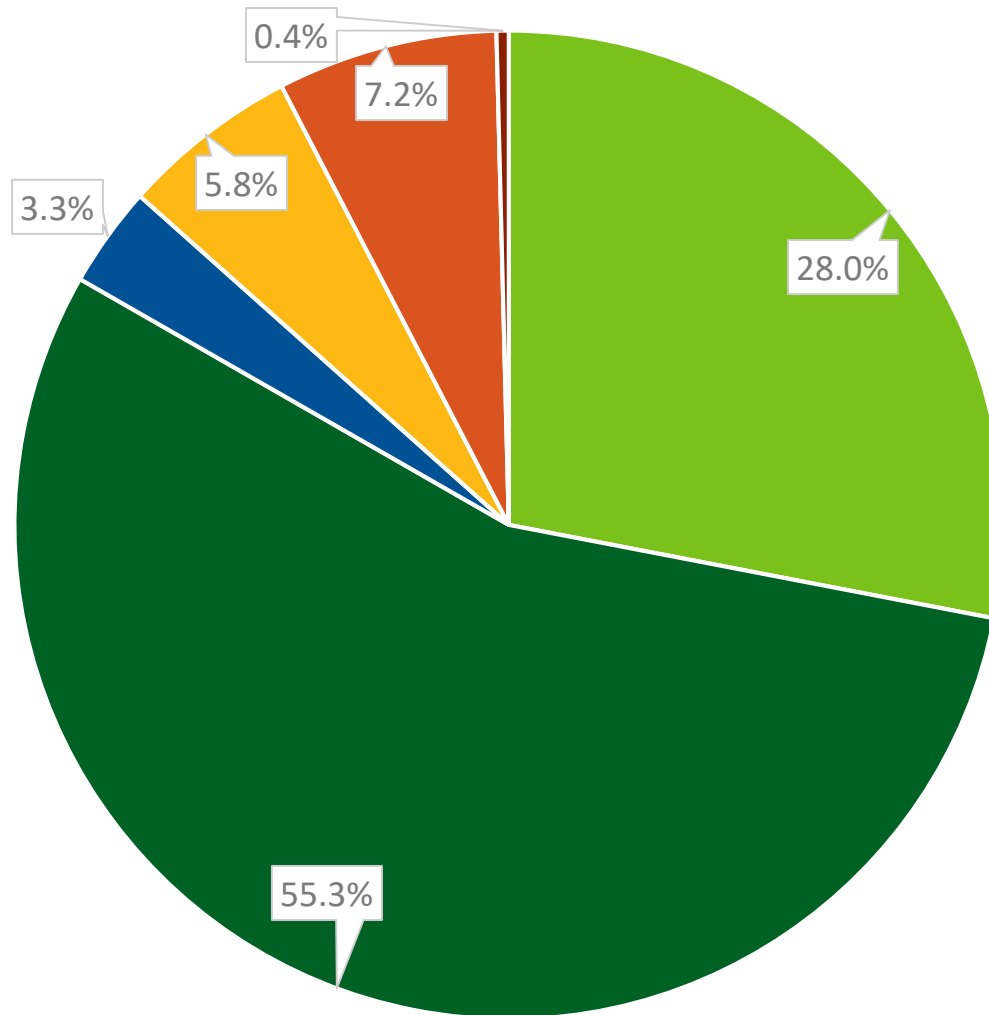
Europe		Certified area (ha)	
Austria	3'405'757	Norway	7'351'500
Belgium	306'565	Poland	7'224'599
Czech Republic	1'818'762	Portugal	315'427
Denmark	334'249	Romania	48'864
Estonia	1'693'005	Slovak Republic	1'199'891
Finland	18'985'343	Slovenia	295'000
France	5'675'296	Spain	2'688'194
Germany	8'768'546	Sweden	16'522'111
Ireland	465'673	Switzerland	222'551
Italy	950'875	Ukraine	120'871
Latvia	1'760'055	United Kingdom	1'594'442
Luxembourg	38'559	Total	81'789'382
Netherlands	3'248		

Asia		Certified area (ha)	
China	3'546'682		
India	450'408		
Indonesia	4'202'749		
Japan	2'205'947		
Korea, Republic of	699'554		
Malaysia	5'812'342		
Thailand	2'581		
Vietnam	138'898		
Total	17'059'161		
North America		Certified area (ha)	
Canada (CSA)	11'733'237		
Canada (SFI)	114'949'024		
USA (ATFS)	6'736'408		
USA (SFI)	27'935'348		
Total	161'354'017		

Africa		Certified area (ha)	
Gabon	891'651		
South Africa	396'839		
Total	1'288'490		
Central & South America		Certified area (ha)	
Argentina	358'923		
Brazil	4'706'347		
Chile	1'839'492		
French Guiana	2'425'034		
Uruguay	335'190		
Total	9'664'986		
Oceania		Certified area (ha)	
Australia	20'423'735		
New Zealand	635'586		
Total	21'059'321		

Certified forest area by region

Data:
March 2023



- Europe
- North America
- Central and South America
- Asia
- Oceania
- Africa

Certified forest area growth

Data:
March 2023



Top ten – certified forest area

Data:
March 2023

1.	Canada	126'682'261
2.	United States	34'671'756
3.	Australia	20'423'735
4.	Finland	18'985'343
5.	Sweden	16'522'111
6.	Germany	8'768'546
7.	France	8'100'330
8.	Norway	7'351'500
9.	Poland	7'224'599
10.	Malaysia	5'812'342

Chain of custody



Chain of custody certificates by country

Data:
March 2023

Argentina	18	Croatia	17	Iceland	1	Mauritius	2	Poland	312	Thailand	28
Australia	182	Cyprus	1	India	50	Mexico	13	Portugal	212	Tunisia	1
Austria	530	Czech Republic	231	Indonesia	51	Monaco	2	Romania	45	Turkey	76
Bahrain	1	Denmark	127	Ireland	38	Morocco	7	Saudi Arabia	1	Ukraine	5
Belgium	268	Ecuador	2	Italy	823	Netherlands	478	Serbia	2	United Arab Emirates	26
Bosnia and Herzegovina	5	Egypt	3	Japan	492	New Zealand	28	Singapore	31	United Kingdom	911
Brazil	35	Estonia	92	Korea, Republic of	29	Nigeria	3	Slovak Republic	112	Uruguay	6
Bulgaria	78	Finland	252	Kosovo	3	North Macedonia	1	Slovenia	99	USA	252
Canada	170	France	2057	Latvia	75	Norway	86	South Africa	12	Vietnam	53
Chile	72	Gabon	3	Lebanon	1	Papua New Guinea	1	Spain	1086	Total:	12,447
China	464	Germany	1650	Lithuania	19	Paraguay	1	Sweden	197		
Colombia	2	Greece	6	Luxembourg	20	Peru	26	Switzerland	77		
Côte d'Ivoire	1	Hungary	22	Malaysia	346	Philippines	4	Taiwan	14		

Chain of custody certificates by region

Data:
March 2023

Asia		Malaysia	346
Bahrain	1	Philippines	4
China	464	Saudi Arabia	1
India	50	Singapore	31
Indonesia	51	Taiwan	14
Japan	492	Thailand	28
Korea, Republic of	29	United Arab Emirates	26
Lebanon	1	Vietnam	53
		Total	1591

Central & South America	
Argentina	18
Brazil	35
Chile	72
Colombia	2
Ecuador	2
Paraguay	1
Peru	26
Uruguay	6
Total	162

Europe		Greece	6	Poland	312
Austria	530	Hungary	22	Portugal	212
Belgium	268	Iceland	1	Romania	45
Bosnia & Herzegovina	5	Ireland	38	Serbia	2
Bulgaria	78	Italy	823	Slovak Republic	112
Croatia	17	Kosovo	3	Slovenia	99
Cyprus	1	Latvia	75	Spain	1086
Czech Republic	231	Lithuania	19	Sweden	197
Denmark	127	Luxembourg	20	Switzerland	77
Estonia	92	Monaco	2	Turkey	76
Finland	252	Netherlands	478	Ukraine	5
France	2057	North Macedonia	1	United Kingdom	911
Germany	1650	Norway	86	Total	10,016

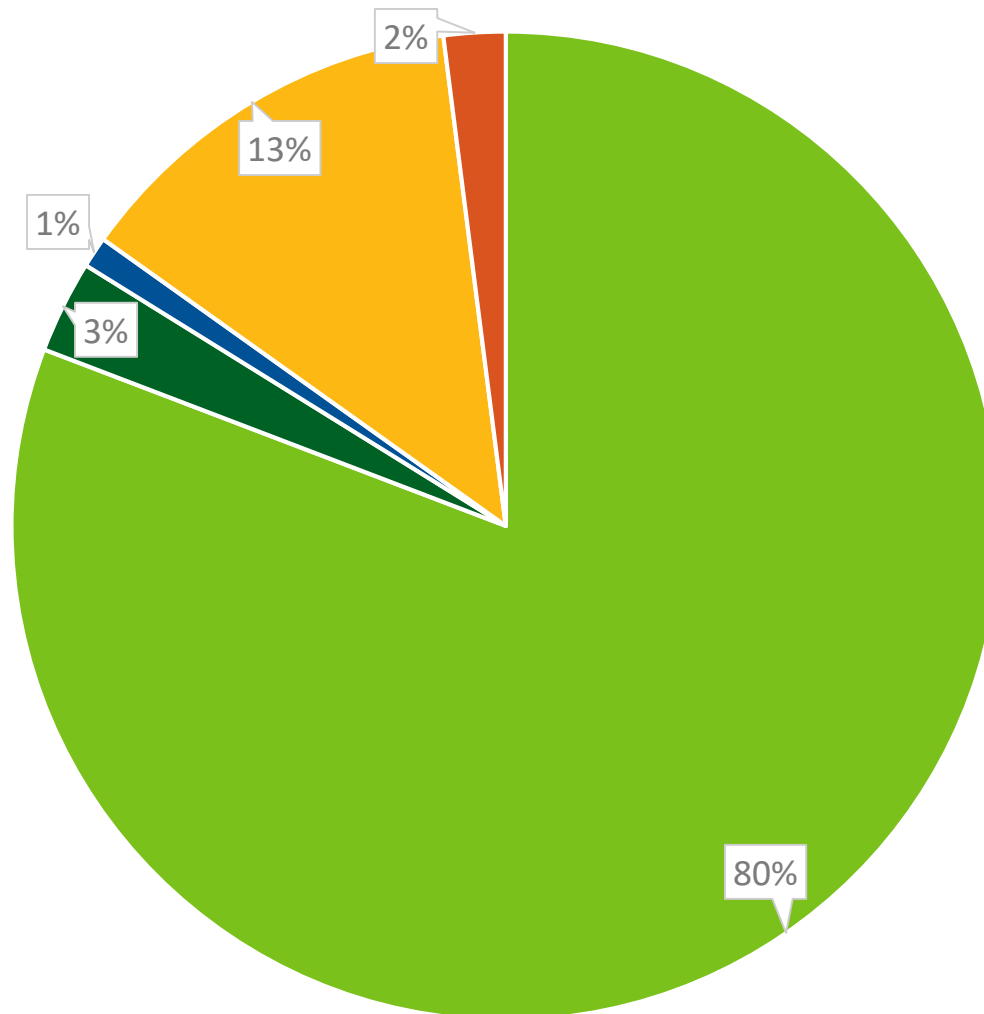
Africa		Morocco	7
Côte d'Ivoire	1	Nigeria	3
Egypt	3	South Africa	12
Gabon	3	Tunisia	1
Mauritius	2	Total	32

Oceania	
Australia	182
New Zealand	28
Papua New Guinea	1
Total	211

North America			
Canada	170	USA	252
Mexico	13	Total	435

Chain of custody by region

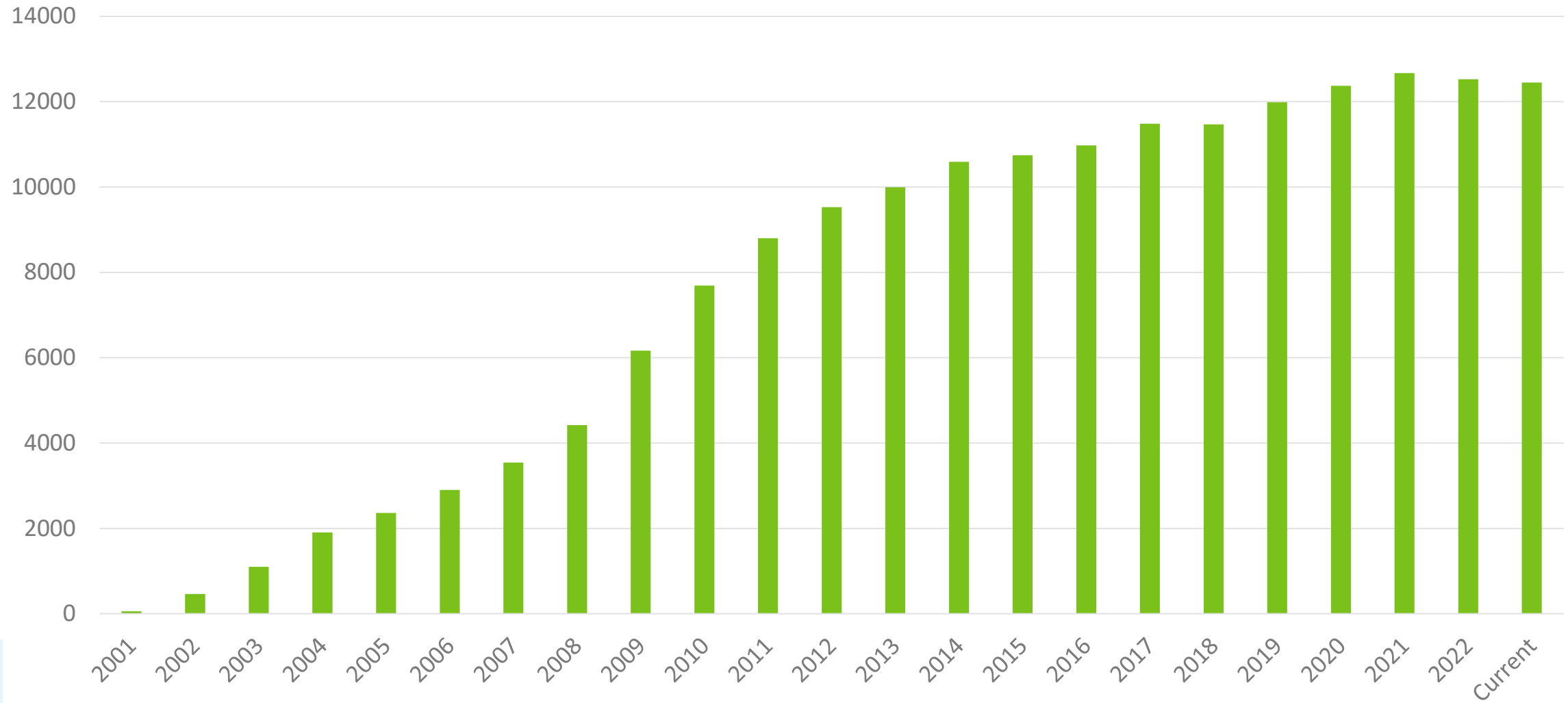
Data:
March 2023



- Europe
- North America
- Central and South America
- Asia
- Oceania

Chain of custody growth

Data:
March 2023



Top ten – chain of custody

Data:
March 2023

1.	France	2057
2.	Germany	1650
3.	Spain	1086
4.	United Kingdom	911
5.	Italy	823
6.	Austria	530
7.	Japan	492
8.	Netherlands	478
9.	China	464
10.	Malaysia	346



Need more information?

PEFC International
ICC Building C
Route de Pré-Bois 20
1215 Geneva 15
Switzerland
Tel. +41 22 799 4540
info@pefc.org